

数量総括表





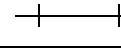
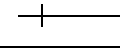



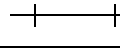
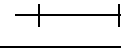
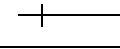


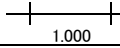
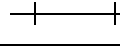
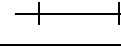
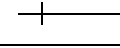



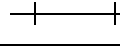
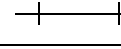
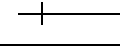


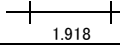
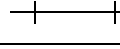
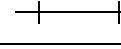
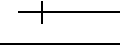















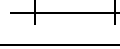

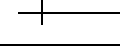



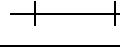
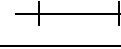
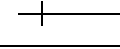



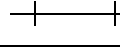
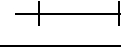
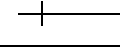



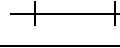
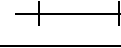
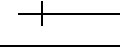



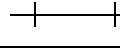
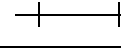
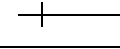



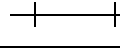
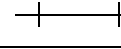
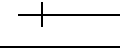




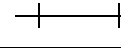
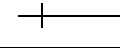



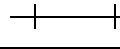
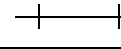
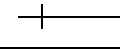
名 称	規 格	数量	単位	備考
φ 100 (HPPE)				
【材料】				
HPPE 片受直管	φ 100×5000	37	本	
HPPE 直管プレーンエンド	φ 100×5000	5	本	
HPPE EFソケット	φ 100	4	個	
HPPE 両受曲管	φ 100×90°		個	
	φ 100×45°	3	個	
	φ 100×22 1/2°		個	
	φ 100×11 1/4°		個	
HPPE 片受曲管	φ 100×90°		個	
	φ 100×45°	3	個	
	φ 100×22 1/2°		個	
	φ 100×11 1/4°	1	個	
HPPE EFチーズ	φ 100×φ 50		個	
HPPE EFチーズ	φ 100×φ 75		個	
HPPE EFチーズ	φ 100×φ 100	2	個	
HPPE EFキャップ	φ 100		個	
HPPE EF片受フランジ短管	φ 100	2	個	
HPPE EF Sベンド	φ 100×300H		個	
	φ 100×450H		個	
	φ 100×600H		個	
HPPE EF 片受Sベンド	φ 100×300H		個	
	φ 100×450H		個	
	φ 100×600H		個	
挿口付鋳鉄製T字管	φ 100×φ 75	2	個	
空気弁	φ 75		箇所	
消火栓	φ 75	2	箇所	
仕切弁	φ 100 PE挿口	2	個	
不断水T字管	φ 100 DIP用 フランジ		個	
挿し口レデュース	φ 100×φ 75		個	
メカジョイント	φ 100 HPPE－VP	1	個	
メカジョイント	φ 100 HPPE－DIP	1	個	
管帽 K型	φ 100 VP		個	
管帽 K型	φ 100 DIP		個	
離脱防止	φ 100 VP		個	
離脱防止	φ 100 DIP		個	
【労務】	総延長	212.7	m	
HPPE 据付工	φ 100	211.0	m	総延長-仕切弁
HPPE 継手工	φ 100 融着接合 1口継手	44	口	
HPPE 継手工	φ 100 融着接合 2口継手	9	口	
HPPE 継手工	φ 100 メカニカル	2	口	
メカニカル継手工	φ 100 VP, DIP	2	口	
HPPE 切断工	φ 100	8	口	
仕切弁設置工	φ 100	2	箇所	
埋設シート工	W=150	209.4	m	総延長- (仕+空+消)
エアーバック止水	φ 100 VP用	1	箇所	
エアーバック止水	φ 100 DIP用		箇所	
通水試験工	φ 100	1	式	

管材および管布設延長集計表 HPPEφ100

単距離	追加距離	直管 HPPE 5.000	切管		EF ソケット	HPPE 継手																F短管 HPPE 片受 0.163	EF 両受Sベンド			EF 片受Sベンド			空気弁 T字管 ×75 0.795	消火栓 T字管 φ75 0.795	仕切弁 PE挿口 0.865	不断水T字管 DIP用 フランジ	挿口 レデューサ 100×75 0.420	メカジョイント	接合口数		備考
			甲 (m)	乙 (m)		両受ベンド				片受ベンド				EF両受 チーズ ×50 0.114	EF両受 チーズ ×75 0.114	EF両受 チーズ ×100 0.114	EF キャップ	H300 0.794	H450 1.009	H600 1.221	H300 0.904		H450 1.116	H600 1.328	融着 接合 継手工 1口	融着 接合 継手工 2口											
						90° 0.446	45° 0.375	22°1/2 0.279	11°1/4 0.280	90° 0.556	45° 0.485	22°1/2 0.389	11°1/4 0.400																								
R-1																														1 PCDJ							
0.485	0.49										1 0.485																				1						
4.375	4.86			1 4.000			1 0.375																									1					
2.899	7.76			1 2.899																																	
30.795	38.55	6 30.000			1																				1 0.795						6	1					
75.795	114.35	15 75.000																						1 0.795							15						
5.114	119.46	1 5.000												1 0.114																	1	1					
1.114	120.58			1 1.000										1 0.114																		1					
5.865	126.44	1 5.000																								1 0.865					1						
0.375	126.82						1 0.375																									1					
1.485	128.30			1 1.000							1 0.485																				1 PPDJ	1					
R-2	128.30				1																											1					
5.400	133.70	1 5.000										1 0.400																				2					
3.365	137.07		1 2.500																							1 0.865						1					
	137.07				1																											1					
35.213	172.28	6 30.000		1 4.838			1 0.375																									6	1				
3.374	175.65			1 2.726							1 0.485						1 0.163															2					
R-3	175.65				1																											1					
37.081	212.74	7 35.000		1 1.918												1 0.163																8					
小計	212.735	37	1	7	4		3				3		1			2		2							2	2				2	44	9					
合計	212.7	37	1	7	4		3				3		1			2		2							2 1.59	2 1.73				2	44	9					

HPPE φ100の切管表

L= 5.000

管種	呼び径	本	番号	切管	番号	切乙管	番号	切乙管	番号	切乙管	番号	切乙管	番号	切乙管	残管	切断のみ			備考
HPPE	100	1													2.500	1			
HPPE	100	1													4.000	1			
HPPE	100	1													2.899	3			
HPPE	100	1													4.838	1			
HPPE	100	1													2.726	2			
HPPE	100																		
HPPE	100																		
HPPE	100																		
HPPE	100																		
HPPE	100																		
																			
																			
																			
																			
																			
小計		5		2.500		14.463		3.918							4.119	8			