















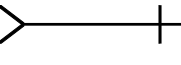
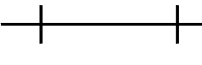
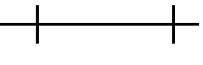
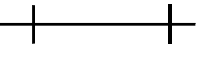
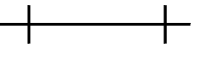
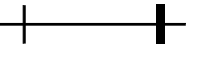
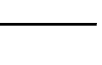




















































































数量総括表

名 称	規 格	数量	単位	備考
φ100 (HPPE)				
【材料】				
HPPE 片受直管	φ100×5000	42	本	
HPPE 直管プレーンエンド	φ100×5000	3	本	
HPPE EFソケット	φ100	9	個	
HPPE 両受曲管	φ100×90°		個	
	φ100×45°	3	個	
	φ100×22 1/2°		個	
	φ100×11 1/4°	1	個	
HPPE 片受曲管	φ100×90°		個	
	φ100×45°	1	個	
	φ100×22 1/2°		個	
	φ100×11 1/4°	1	個	
HPPE EFチーズ	φ100×φ50	1	個	
HPPE EFチーズ	φ100×φ75	1	個	
HPPE EFチーズ	φ100×φ100	2	個	
HPPE EFキャップ	φ100	2	個	
HPPE EF片受フランジ短管	φ100		個	
挿し口レデューサ	φ100×φ75		個	
挿し口レデューサ	φ100×φ50		個	
HPPE EF Sベンド	φ100×300H		個	
	φ100×450H		個	
	φ100×600H		個	
HPPE EF 片受Sベンド	φ100×300H		個	
	φ100×450H		個	
	φ100×600H		個	
挿口付鋳鉄製T字管	φ100×φ75	3	個	
空気弁	φ75	1	箇所	
消火栓	φ75	2	箇所	
仕切弁	φ100 PE挿口	3	個	
メカジョイント	φ100 HPPE		個	
メカジョイント	φ100 HPPE-VP		個	
メカジョイント	φ100 HPPE-DIP	1	個	
耐震型不断水T字管	φ100 DIP-HPPE	1	個	
	φ100 EF結合			
管帽 K型	φ100 VP		個	
管帽 K型	φ100 DIP		個	
離脱防止	φ100 VP		個	
離脱防止	φ100 DIP		個	
【労務】	総延長	231.4	m	
HPPE 掘付工	φ100	228.8	m	総延長-仕切弁
HPPE 継手工	φ100 融着接合 1口継手	46	口	
HPPE 継手工	φ100 融着接合 2口継手	17	口	
HPPE 継手工	φ100 メカニカル	1	口	
メカニカル継手工	φ100 VP, DIP	1	口	
HPPE 継手工	φ100 融着接合 2口継手	1	口	
HPPE 切断工	φ100	10	口	
仕切弁設置工	φ100	3	箇所	
埋設シート工	W=150	226.4	m	総延長-(仕+空+消)
エアーバック止水	φ100 VP用		箇所	
エアーバック止水	φ100 DIP用		箇所	
通水試験工	φ100	1	式	

管材および管布設延長集計表

HPPE ϕ 100

[illegible]

		 1.140	 1.000	 1.000	 0.500	 1.000	 0.360
							
							
							
							
							
							
							
							
							
							
							
							
							
							

数 量 総 括 表






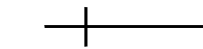





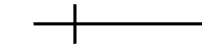
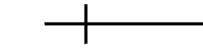






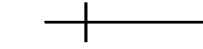





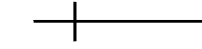
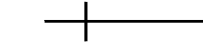





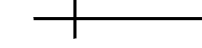
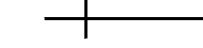






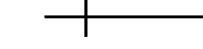






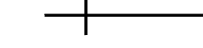






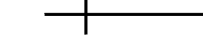






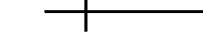






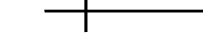






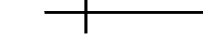






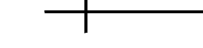






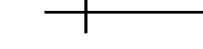






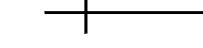








名 称	規 格	数量	単位	備考
φ 75 (HPPE)				
【材料】				
HPPE 片受直管	φ 75×5000	24	本	
HPPE 直管プレーンエンド	φ 75×5000	3	本	
HPPE EFソケット	φ 75	3	個	
HPPE 両受曲管	φ 75×90°		個	
	φ 75×45°	7	個	
	φ 75×22 1/2°	1	個	
	φ 75×11 1/4°		個	
HPPE 片受曲管	φ 75×90°		個	
	φ 75×45°	1	個	
	φ 75×22 1/2°		個	
	φ 75×11 1/4°	2	個	
HPPE EFチーズ	φ 75× φ 50		個	
HPPE EFチーズ	φ 75× φ 75		個	
HPPE EFキャップ	φ 75	2	個	
HPPE EF片受フランジ短管	φ 75		個	
挿し口レデューサー	φ 75× φ 50		個	
HPPE EF Sベンド	φ 75×300H		個	
	φ 75×450H		個	
	φ 75×600H		個	
HPPE EF 片受Sベンド	φ 75×300H		個	
	φ 75×450H		個	
	φ 75×600H		個	
鋳鉄製T字管	φ 75× φ 75	1	個	
空気弁	φ 75	1	箇所	
消火栓	φ 75		個	
仕切弁	φ 75 PE挿口	1	個	
メカジョイント PE	φ 75× φ 75		個	
メカジョイント PE-VP	φ 75× φ 75		個	
メカジョイント PE-DIP	φ 100× φ 75	1	個	
管帽 K型	φ 75 VP用		個	
管帽 K型	φ 75 DIP用		個	
離脱防止金具	φ 75 VP用		個	
離脱防止金具	φ 75 DIP用		個	
【労務】	総延長	133.7	m	
HPPE 掘付工	φ 75	133.0	m	総延長-仕切弁
HPPE 継手工	φ 75 融着接合 1口継手	29	口	
HPPE 継手工	φ 75 融着接合 2口継手	11	口	
HPPE 継手工	φ 75 メカニカル	1	口	
メカニカル継手工	φ 75 VP. DIP	1	口	
HPPE 切断工	φ 75	7	口	
仕切弁設置工	φ 75	1	箇所	
埋設シート工	W=150	132.2	m	総延長- (仕+空+消)
エアーバック止水	φ 75 VP		箇所	
エアーバック止水	φ 75 DIP		箇所	
通水試験工	φ 75	1	式	

管材および管布設延長集計表

HPPE ϕ 75

[illegible]






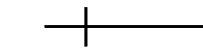





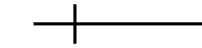
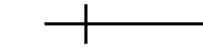






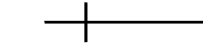





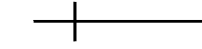
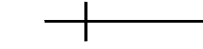





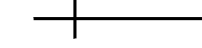
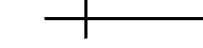






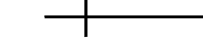






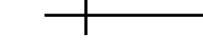






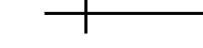






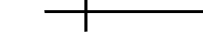






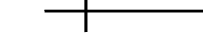


合計	133.7	24 15,000		9	3		7	1			1		2			2						1 0.71		1 0.77			1			29	11	
----	-------	--------------	--	---	---	--	---	---	--	--	---	--	---	--	--	---	--	--	--	--	--	-----------	--	-----------	--	--	---	--	--	----	----	--

		 0.500					 4.500
							
							
							
							
							
							
							
							
							
							
							
							
							
							

数量総括表

名 称	規 格	数量	単位	備考
φ 50 (HPPE)				
【材料】				
HPPE 片受直管	φ 50×5000	5	本	
HPPE 直管プレーンエンド	φ 50×5000	1	本	
HPPE EFソケット	φ 50	1	個	
HPPE 両受曲管	φ 50×90°		個	
	φ 50×45°		個	
	φ 50×22 1/2°		個	
	φ 50×11 1/4°		個	
HPPE 片受曲管	φ 50×90°		個	
	φ 50×45°		個	
	φ 50×22 1/2°		個	
	φ 50×11 1/4°	1	個	
HPPE EFチーズ	φ 50×φ 50		個	
HPPE EF挿し口レデューサー	φ 75×φ 50		個	
HPPE EFキャップ	φ 50	1	個	
HPPE EF片受フランジ短管	φ 50		個	
HPPE EF 両受Sベンド	φ 50×300H		個	
	φ 50×450H		個	
	φ 50×600H		個	
HPPE EF 片受Sベンド	φ 50×300H		個	
	φ 50×450H		個	
	φ 50×600H		個	
小型空気弁	φ 25		箇所	
仕切弁	φ 50 PE挿口		個	
メカジョイント PE	φ 50		個	
メカジョイント PE-VP	φ 50		個	
メカジョイント PE-DIP	φ 100×φ 50		個	
管帽 K型	φ 50 VP		個	
管帽 K型	φ 50 DIP		個	
離脱防止	φ 50 VP用		個	
離脱防止	φ 50 DIP用		個	
【労務】	総延長	26.2		
HPPE 据付工	φ 50	26.2	m	総延長-仕切弁
HPPE 継手工	φ 50 融着接合 1口継手	7	口	
HPPE 継手工	φ 50 融着接合 2口継手	1	口	
HPPE 継手工	φ 50 メカニカル		口	
メカニカル継手工	φ 50 VP, DIP		口	
HPPE 切断工	φ 50	1	口	
仕切弁設置工	φ 50		箇所	
埋設シート工	W=150	26.2	m	総延長-仕切弁
エアーバック止水	φ 50		箇所	
通水試験工	φ 50	1.0	式	

0.230

							
							
							
							
							
							
							
							
							
							
							
		1.000					4.000

数 量 総 括 表

	名称	規格	数量	単位	備考
給水装置切替工					
	給水管布設 (AS)	DIP (GX) Φ75	2.0	m	
		PP Φ50	6.0	m	
		PP Φ25		m	
		PP Φ20	41.0	m	
	給水管布設 (土)	DIP (GX) Φ75	1.0	m	
		PP Φ50		m	
		PP Φ25		m	
		PP Φ20	7.0	m	
	給水管布設 (CO)	DIP (GX) Φ75		m	
		PP Φ50		m	
		PP Φ25		m	
		PP Φ20	12.0	m	
	給水管布設 (AS)	DIP (GX) Φ75		m	
		PP Φ50	3.0	m	
		PP Φ25		m	
		PP Φ20	4.0	m	
	不断水・分岐栓サドル	Φ150×Φ50		箇所	
		Φ150×Φ25		箇所	
		Φ150×Φ20		箇所	
		Φ100×Φ75	1	箇所	
		Φ100×Φ50	3	箇所	
		Φ100×Φ20	10	箇所	
		Φ75×Φ25		箇所	
		Φ75×Φ20		箇所	
		Φ50×Φ25		箇所	
		Φ50×Φ20	13	箇所	
	量水器筐 TB-12 (FCD)	Φ30-40		箇所	
		Φ25		箇所	
		Φ20	18	箇所	
		Φ20-13		箇所	
	MB-20 (FRP)	Φ30-40		箇所	
		Φ25		箇所	
		Φ20	5	箇所	
		Φ20-13		箇所	
	仕切弁・止水栓	Φ75	1	箇所	
		Φ50	3	箇所	
	両つなぎ	Φ25		箇所	
	甲止水止め	Φ25		箇所	
	両つなぎ	Φ20		箇所	
	甲止水止め	Φ20		箇所	
	テーパースocket	Φ25		個	
		φ20		個	
	ポリエチレン継手工	φ25		口	
		φ20		口	
	管帽PP	φ50		個	
	オステーパー	φ50		個	
	socket	φ25-20		個	
	チーズ	φ25-20		個	
	ポリエチレン継手工	φ25		口	手入力分
		φ20		口	手入力分
		φ50		口	手入力分

[illegible]

数量総括表

[illegible]

土工計算書

路線				R-1.2.5	R-3	R-4.6					合計
口径			HPPE150	HPPE100	HPPE75	HPPE50	PP50	DIPGX200	DIPGX150		
掘削幅		m	0.600	0.600	0.600	0.600	0.600	0.600	0.600		
掘削深		m	1.080	1.025	0.990	0.960	0.960	1.020	0.969		
土被り		m	0.800	0.800	0.800	0.800	0.800	0.800	0.800		
管外径		m	0.180	0.125	0.090	0.060	0.060	0.220	0.169		
基礎砂		m	0.100	0.100	0.100	0.100	0.100				
延長		m		231.400	133.700	26.200					391.3
掘削	既設舗装厚	m	0.050	0.050	0.050	0.050	0.050	0.050	0.050		
埋戻し	仮復旧厚	m	0.050	0.050	0.050	0.050	0.050	0.050	0.050		
	M-30	m	0.100	0.100	0.100	0.100	0.100	0.100	0.100		
	RC-40	m	0.150	0.150	0.150	0.150	0.150	0.150	0.150		
	発生土	m	0.400	0.400	0.400	0.400	0.400	0.400	0.400		
保護砂		m	0.100	0.100	0.100	0.100	0.100	0.100	0.100		
舗装版切断	As舗装版 t≤15cm	m		462.800	267.400	52.400					782.600
舗装版掘削積込	t≤10cm	m2		138.840	80.220	15.720					234.780
舗装版切断	As舗装版 t>15cm	m									
舗装版掘削積込	t>10cm	m2									
機械掘削積込		m3		135.369	75.407	14.305					225.081
埋戻し	管防護砂	m3		42.283	22.413	4.013					68.710
下層路盤	RC-40	m2		138.840	80.220	15.720					234.780
上層路盤	M-30	m2		138.840	80.220	15.720					234.780
	発生土	m3		55.536	32.088	6.288					93.912
発生土運搬		m3		79.833	43.319	8.017					131.169
As殻運搬		m3		6.942	4.011	0.786					11.739
処分費		t		16.314	9.426	1.847					27.587
アスファルト舗装工	t=5cm	m2		138.840	80.220	15.720					234.780

	のみ記入
	土被りや管種が変わった場合は、CADの断面図をもとに記入
	関数セル。触らない